

RoHS Compliant

Right Angle DIP

## Specifications

Electrical Ratings	switch : 25mA @ 24VDC carry : 100mA @ 24VDC	Dielectric Strength	500Vrms min
Electrical Life	2,000 cycles typical	Insulation Resistance	>100MΩ min
Contact Resistance	<25mΩ initial	Operating Temperature	-40°C to 85°C
Actuation Force	800gF maximum	Storage Temperature	-40°C to 85°C
Actuator Travel	2.0mm		

## Materials

Cap	PBT, UL94V-0, white
Cover	PBT, UL94V-0, red
Housing	PBT, UL94V-0, black
Contacts	Phosphor Bronze, Gold over Nickel Plated
Terminals	Phosphor Bronze, Gold over Nickel Plated

## Ordering Information

1. Series	KR	06	R	T
KR				
2. Number of Positions				
02 = 2 positions				
03 = 3 positions				
04 = 4 positions				
05 = 5 positions				
06 = 6 positions				
07 = 7 positions				
08 = 8 positions				
09 = 9 positions				
10 = 10 positions				
12 = 12 positions				
3. Actuator Height				
E = Extended				
R = Recessed				
4. Tape Seal				
Blank = No Tape Seal				
T = Tape Seal				

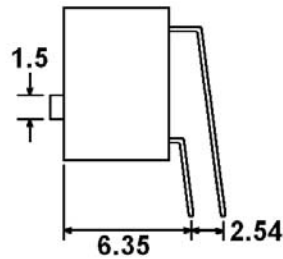
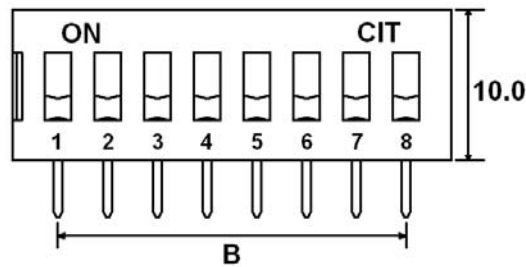
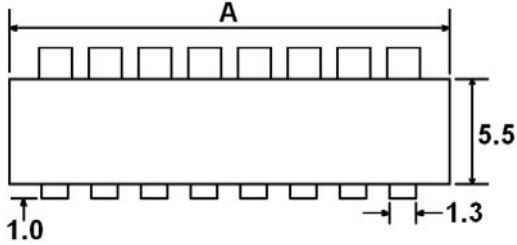
Specifications and availability subject to change without notice.

Dimensions shown in mm. Dimensions are shown for reference purposes only.

# KR

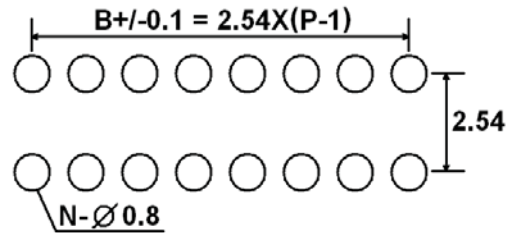
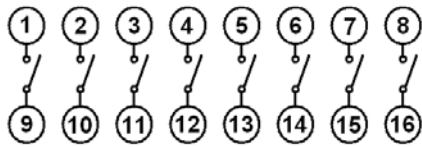
## Right Angle DIP

### Dimensions

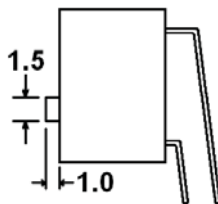


Number of Positions	"A" mm	"B" mm
02	6.08	2.54
03	8.62	5.08
04	11.16	7.62
05	13.70	10.16
06	16.24	12.70
07	18.78	15.24
08	21.32	17.78
09	23.86	20.32
10	26.40	22.86
12	31.48	27.94

### Schematic & PC Layout



### Actuator Options



E Actuator



R Actuator

### Packaging Specifications

- All switches packaged in OFF position
- Tube packaging standard